



Spur Reduction Gearheads -

Design

Gearhead GB8 contains heavily loaded steel gear wheels. The spur gears rotate on fixed steel spindles which are hardened and polished to a mirror finish. The thick output shaft rotates in robust sintered bushings. All the gears are housed between two metal plates with a plastic frame. All bearings are permanently lubricated and therefore require no maintenance. Economical versions with poly-acetal or sintered gears available. This gear box can also be combined with small to medium sizes of DC motors.

Features

Gearhead GB8 contains heavily loaded steel gear wheels. The spur gears rotate on fixed steel spindles which are hardened and polished to a mirror finish. The thick output shaft rotates in robust sintered bushings. All the gears are housed between two metal plates with a plastic frame. All bearings are permanently lubricated and therefore require no maintenance. Economical versions with poly-acetal or sintered gears available. This gear box can also be combined with small to medium sizes of DC motors.

Application

Timers, Chart Recorders, Potentiometer Drives, Light Displays, Hour Meters, Cam Timers, Programming Devices and Control Instrumentation.

Options

Gearhead GB8 contains heavily loaded steel gear wheels. The spur gears rotate on fixed steel spindles which are hardened and polished to a mirror finish. The thick output shaft rotates in robust sintered bushings. All the gears are housed between two metal plates with a plastic frame. All bearings are permanently lubricated and therefore require no maintenance. Economical versions with poly-acetal or sintered gears available. This gear box can also be combined with small to medium sizes of DC motors.

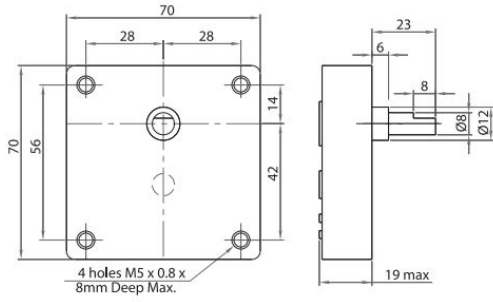
Standard Data

| Parameter | Value | Unit |
|---------------------------------|---|------|
| Gear type | Spur | |
| Gear Torque | 4 | Nm |
| Combination with Mechtex Motors | Motor MT0, MT6, MTR/S3a/3b, MTR/S-5, MTR/S4a/4b and small DC motors | |
| Mounting | any position | |
| Weight | 200 | g |
| Axial thrust | 100 | N |
| Lateral force | 250 | N |
| Radial torque | 3 | Nm |
| Slipping clutches/free wheel | available for certain ratios | |
| Output bearing | Sintered bronze sleeve bushings, (Ball bearing on request) | |
| Output shafts | dia. 8 x 23 mm (with a flat), others on request | Ø |
| Ambient temperature operation | -15...+ 55 | °C |
| Enclosure | 30 | IP |

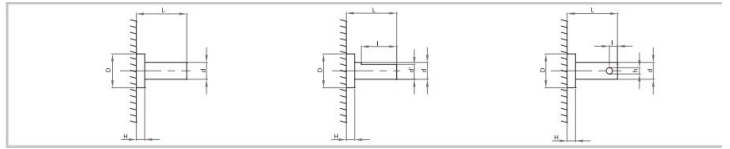
Technical Data

| Parameter | Value | Unit |
|-----------------|-------|------|
| Shaft type | 0A | - |
| D (+0.00/-0.10) | 12 | |
| H | 6 | |
| d (dia) | 8 | |
| L | 33 | |
| l | 18 | |
| d | 6 | |
| h | | |

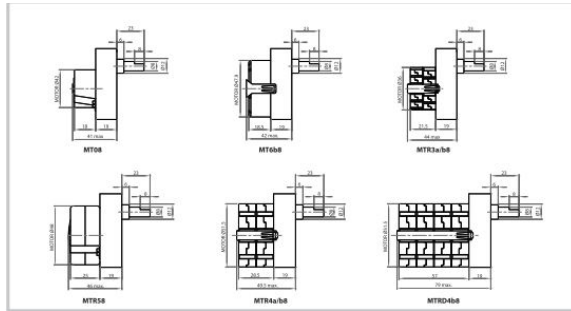
dimensional drawing



Shaft Drawings



Assembly Drawings



Life Graph

