


**Spur Reduction Gearhead - 35Nm**
**Design**

Gearhead GBM contains robust steel gear wheels. The spur/helical gears rotate on fixed steel spindles which are hardened and polished to a mirror finish.. The thick output shaft rotates in robust sintered bushings. Ball bearing is also possible on request. All the gears are housed between a robust casting. All bearings are permanently lubricated and therefore require no maintenance.

**Features**

Gearhead GBM contains robust steel gear wheels. The spur/helical gears rotate on fixed steel spindles which are hardened and polished to a mirror finish.. The thick output shaft rotates in robust sintered bushings. Ball bearing is also possible on request. All the gears are permanently lubricated and therefore require no maintenance.

**Options**

Gearhead GBM contains robust steel gear wheels. The spur/helical gears rotate on fixed steel spindles which are hardened and polished to a mirror finish.. The thick output shaft rotates in robust sintered bushings. Ball bearing is also possible on request. All the gears are permanently lubricated and therefore require no maintenance.

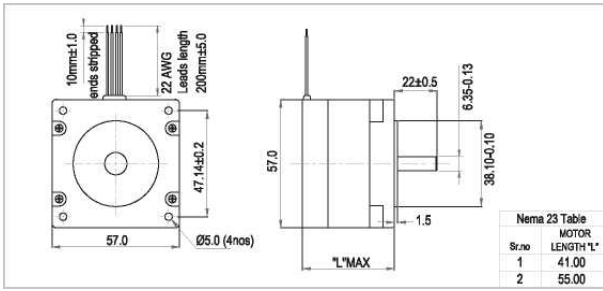
**Standard Data**

Parameter	Value	Unit
Gear type	Spur/ Helical	-
Gear Torque	15	Ncm
Combination with Mechtex motors	FHP motors, BLDC & brushed DC & Synchronous/ Stepper motors	
Mounting	any position	
Weight	820	g
Axial thrust	400	N
Lateral force	600	N
Radial torque	6	Ncm
Output bearing	Sintered Bronze, Ball Bearing on request	Ø
Output shafts	dia. 9.5 x 29 mm (with a flat), others on request	
Ambient temperature operation	-15...+ 55	°C
Enclosure	40	IP

**Technical Data**

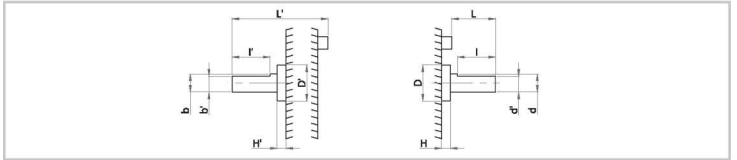
Parameter	Value	Unit
Shaft type	S0	
D (+0.00 / -0.10)	24.8	
H	9.5	
d (dia)	9.5	
L	68.4	
I	24.5	
d	8.4	

### Transmission Ratios

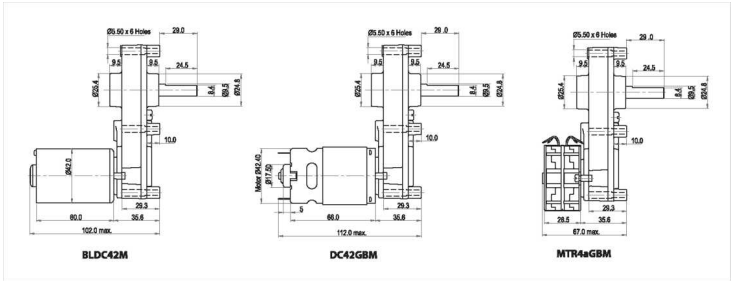


### Shaft Drawing

#### Shaft Drawings



### Assembly Drawings



### Life Graph

